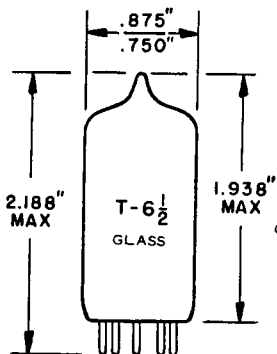
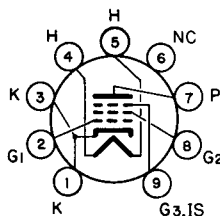


**TUNG-SOL**

## PENTODE

## MINIATURE TYPE

OUTLINE  
JEDEC 6-2BASE 9 PIN BUTTON  
JEDEC E9-1SHARP-CUTOFF PENTODE  
FOR  
IF AMPLIFIER STAGES  
IN TV RECEIVERSCOATED UNIPOTENTIAL CATHODE  
ANY MOUNTING POSITIONBASING DIAGRAM  
JEDEC 9PM

BOTTOM VIEW

THE 3JD6 IS A SEMI-REMOTE-CUTOFF PENTODE IN THE 9 PIN MINIATURE CONSTRUCTION. IT IS DESIGNED FOR SERVICE IN TELEVISION RECEIVER I.F. AMPLIFIER STAGES. THE SEMI-REMOTE CUTOFF CHARACTERISTICS IS DESIRABLE FOR USE IN AGC CONTROLLED STAGES. EXCEPT FOR HEATER CHARACTERISTICS AND RATINGS, THE 3JD6 IS IDENTICAL TO THE 4JD6 AND THE 6JD6.

**DIRECT INTERELECTRODE CAPACITANCES**

WITHOUT EXTERNAL SHIELD

GRID 1 TO PLATE - MAX.	0.019	pf
INPUT (G TO H + K + G3 + I.S. + G2)	8.2	pf
OUTPUT (P TO H + K + G3 + I.S. + G2)	3.0	pf

**HEATER CHARACTERISTICS AND RATINGS**

DESIGN MAXIMUM VALUES - SEE EIA STANDARD RS-239

AVERAGE CHARACTERISTICS	3.5 VOLTS	600	mA
HEATER WARM-UP TIME		11	SECONDS
LIMITS OF SUPPLIED CURRENT		600 ± 40	mA

## MAXIMUM HEATER-CATHODE VOLTAGE:

HEATER NEGATIVE WITH RESPECT TO CATHODE			
TOTAL DC AND PEAK		200	VOLTS
HEATER POSITIVE WITH RESPECT TO CATHODE			
DC		100	VOLTS
TOTAL DC AND PEAK		200	VOLTS

CONTINUED ON FOLLOWING PAGE

CONTINUED ON FOLLOWING PAGE

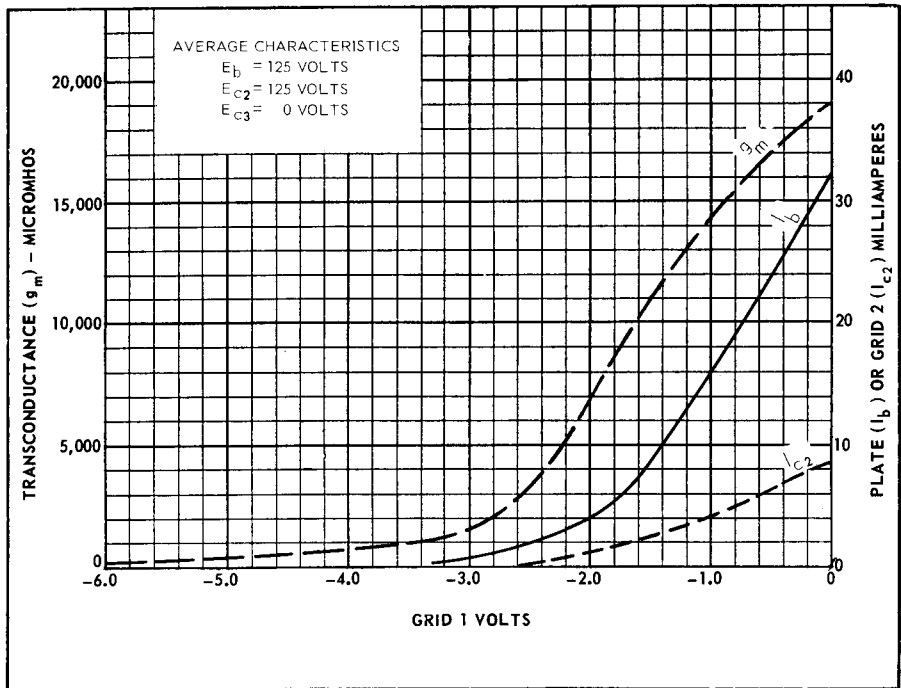
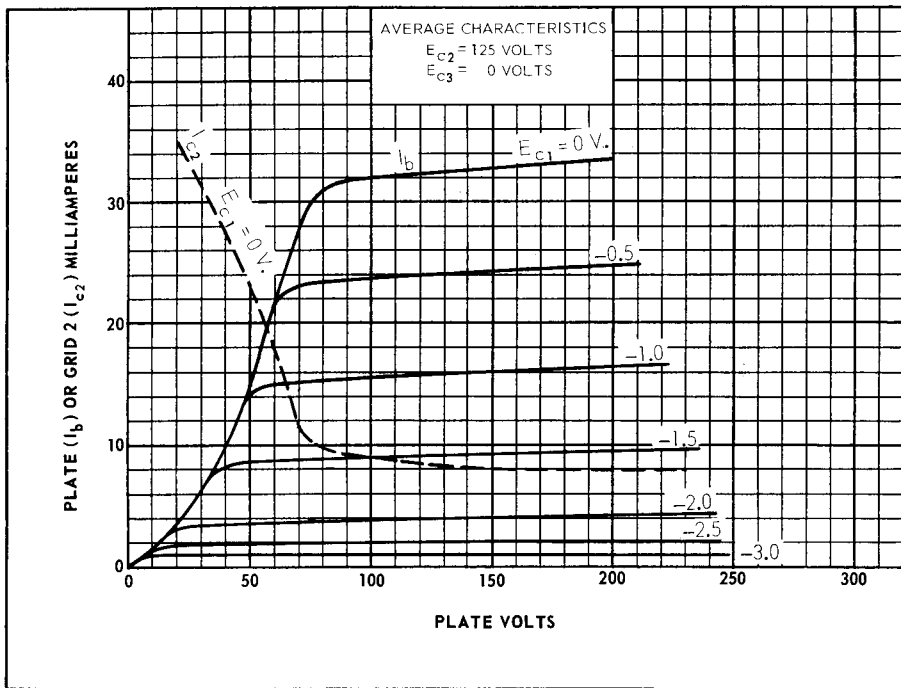
## MAXIMUM RATINGS

DESIGN MAXIMUM VALUES - SEE EIA STANDARD RS-239

PLATE VOLTAGE	330	VOLTS
GRID 2 SUPPLY VOLTAGE	330	VOLTS
GRID 2 VOLTAGE	SEE RATING CHART	
POSITIVE DC GRID 1 VOLTAGE	0	VOLTS
PLATE DISSIPATION	2.5	WATTS
GRID 2 DISSIPATION - UP TO 165 VOLTS	0.6	WATTS
GRID 1 CIRCUIT RESISTANCE:		
CATHODE BIAS RESISTOR	1	MEGOHM
FIXED BIAS	0.25	MEGOHM

## CHARACTERISTICS AND TYPICAL OPERATION

PLATE VOLTAGE	125	VOLTS
GRID 3 VOLTAGE	CONNECTED TO CATHODE AT SOCKET	
GRID 2 VOLTAGE	125	VOLTS
CATHODE BIAS RESISTOR	56	OHMS
PLATE CURRENT	15	mA
GRID 2 CURRENT	4	mA
TRANSCONDUCTANCE	14,000	$\mu$ MHOS
PLATE RESISTANCE	0.16	MEGOHM
GRID 1 VOLTAGE FOR $G_m = 600 \mu$ MHOS	-4.5	VOLTS



PRINTED IN U.S.A.

