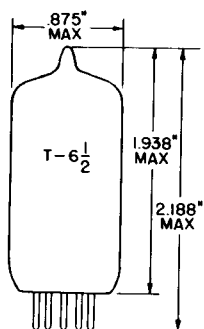


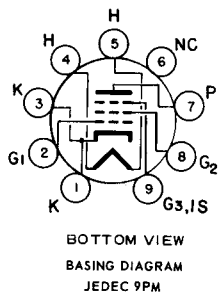
TUNG-SOL

PENTODE
MINIATURE TYPE

GLASS BULB
SMALL BUTTON
9 PIN BASE E9-1
OUTLINE DRAWING
JEDEC 6-2

SHARP-CUTOFF PENTODE

FOR
IF AMPLIFIER STAGES
IN TV RECEIVERS



THE 3HM6 IS A FRAME-GRID, SHARP-CUTOFF PENTODE IN THE 9 PIN MINIATURE CONSTRUCTION. IT IS DESIGNED FOR SERVICE IN THE IF AMPLIFIER STAGES OF TELEVISION RECEIVERS. EXCEPT FOR HEATER CHARACTERISTICS AND RATINGS, THE 3HM6 IS IDENTICAL TO THE 4HM6 AND THE 6HM6.

DIRECT INTERELECTRODE CAPACITANCES

	WITH SHIELD #315 CONNECTED TO CATHODE	WITHOUT SHIELD	
GRID TO PLATE	0.024	0.031	pf
INPUT	8.70	8.70	pf
OUTPUT	3.00	2.15	pf

HEATER CHARACTERISTICS AND RATINGS

DESIGN MAXIMUM VALUES - SEE EIA STANDARD RS-239

AVERAGE CHARACTERISTICS	3.15	VOLTS	600	MA.
HEATER WARM-UP TIME			11	SECONDS
LIMITS OF SUPPLIED CURRENT			600 ± 40	MA.
HEATER CATHODE VOLTAGE:				
HEATER NEGATIVE WITH RESPECT TO CATHODE TOTAL DC AND PEAK		MAX.	200	VOLTS
HEATER POSITIVE WITH RESPECT TO CATHODE TOTAL DC AND PEAK		MAX.	200	VOLTS

CONTINUED ON FOLLOWING PAGE

CONTINUED FROM PRECEDING PAGE

MAXIMUM RATINGS

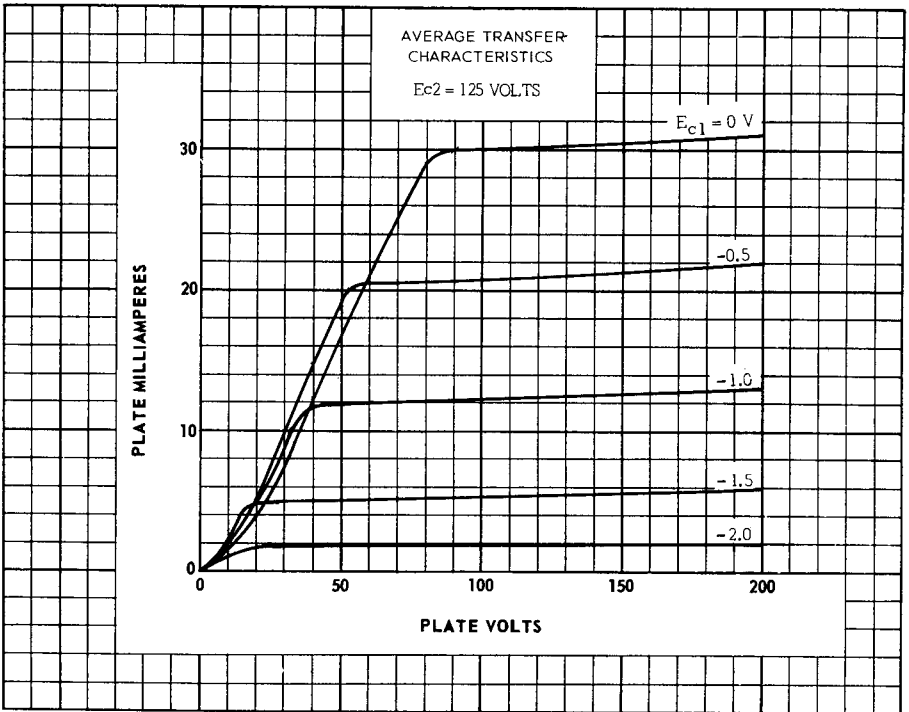
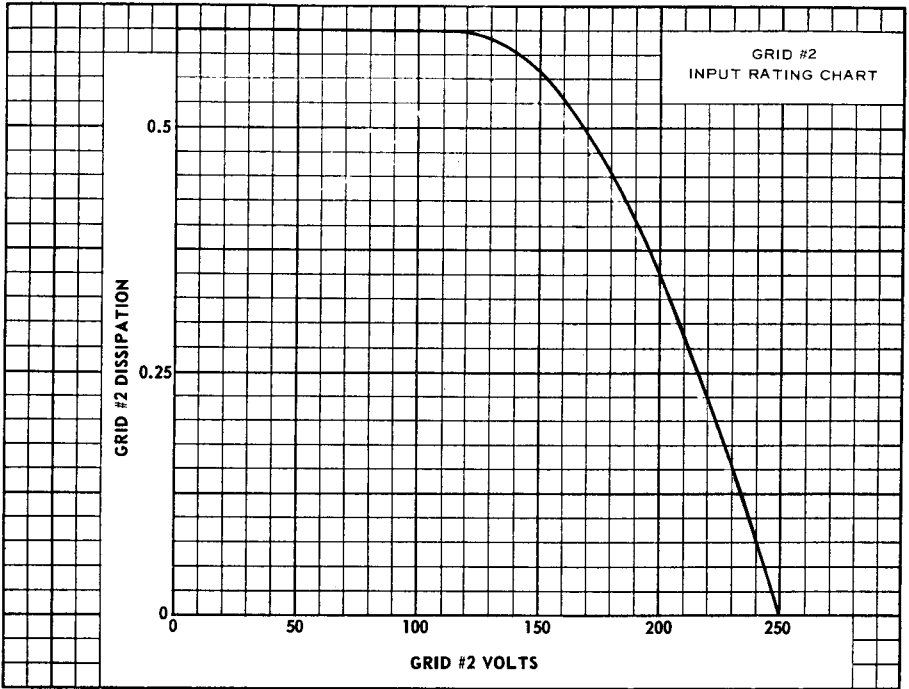
DESIGN MAXIMUM VALUES - SEE EIA STANDARD RS-239

PLATE VOLTAGE	250	VOLTS
GRID 2 SUPPLY VOLTAGE	250	VOLTS
GRID 2 VOLTAGE	See Rating Chart	
NEGATIVE GRID 1 VOLTAGE	50	VOLTS
PLATE DISSIPATION	2.5	WATTS
GRID 2 DISSIPATION - UP TO 125 VOLTS	0.6	WATT
GRID 1 CIRCUIT RESISTANCE:		
CATHODE-BIAS RESISTOR	1	MEGOHM
FIXED BIAS	0.25	MEGOHM

CHARACTERISTICS AND TYPICAL OPERATION

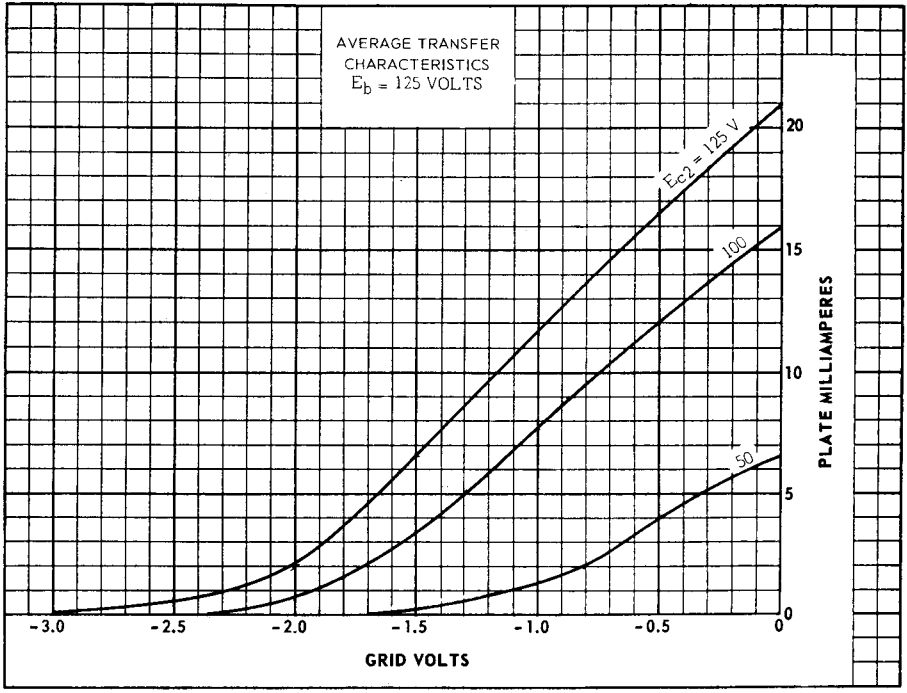
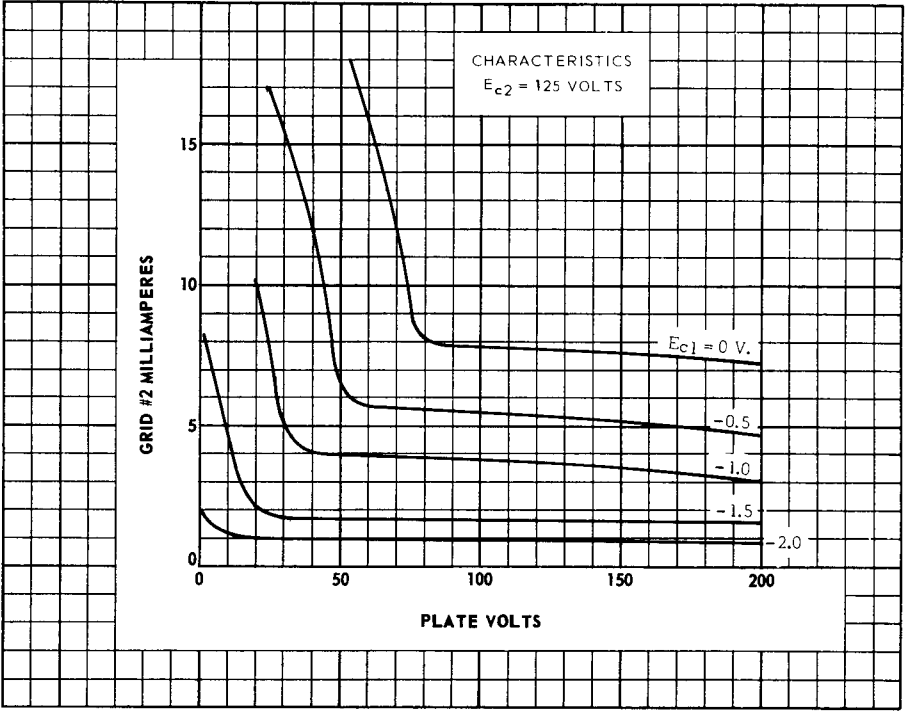
PLATE VOLTAGE	125	VOLTS
GRID 3 VOLTAGE	Connected To Cathode At Socket	
GRID 2 VOLTAGE	125	VOLTS
CATHODE-BIAS RESISTOR	56	OHMS
PLATE CURRENT	13	MA.
GRID 2 CURRENT	3.2	MA.
TRANSCONDUCTANCE	15,000	μ MHOS
PLATE RESISTANCE	0.156	MEGOHM
HOT INPUT RESISTANCE ^A	13,000	OHMS
HOT INPUT CAPACITANCE ^A	7.4	pf
GRID 1 VOLTAGE AT $G_m = 100 \mu$ MHOS	-3.0	VOLTS

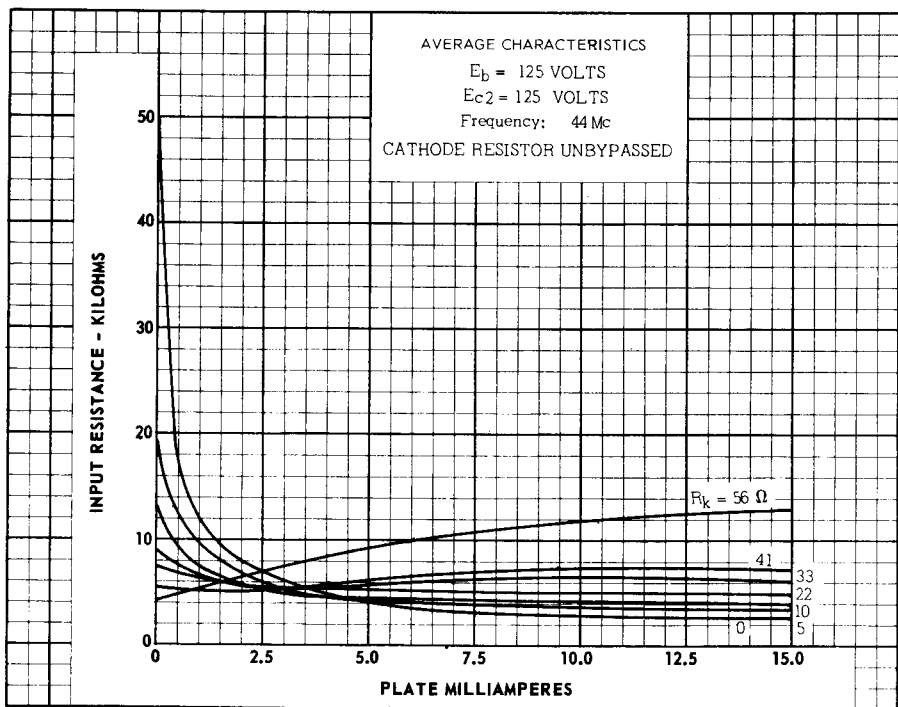
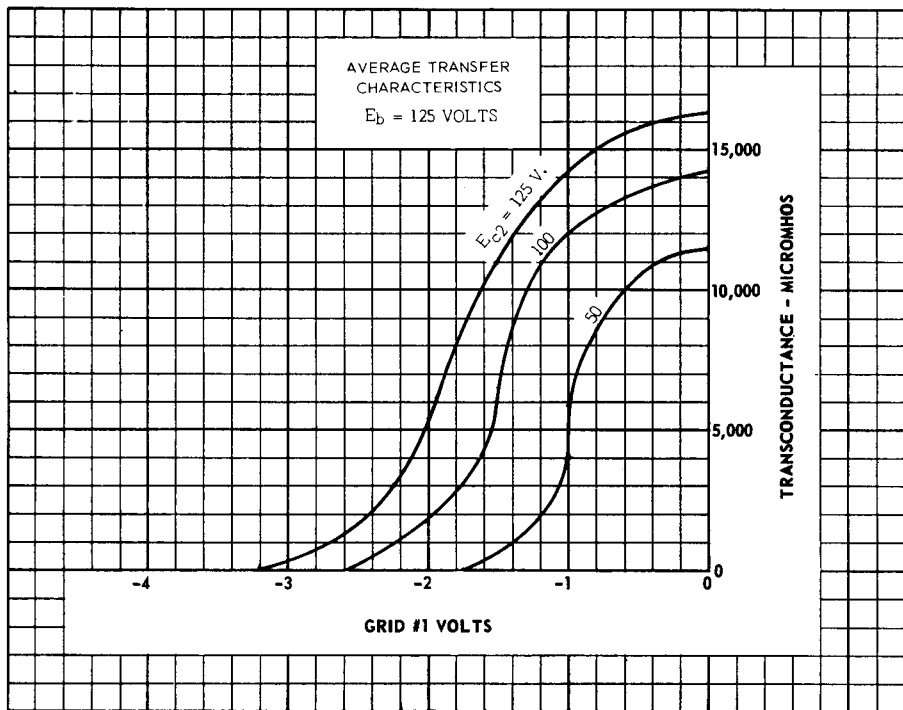
^A MEASURED AT 44 MC/S WITH UNBYPASSED 56 OHM CATHODE RESISTOR.



PRINTED IN U. S. A.

3HM6





3HM6

