



# 82527

## Specification Update

---

*June, 1998*

**Notice:** The 82527 may contain design defects or errors known as errata. Characterized errata that may cause the 82527's behavior to deviate from published specifications are documented in this specification update.

Order Number: [272876-002](#)



Information in this document is provided in connection with Intel products. No license, express or implied, by estoppel or otherwise, to any intellectual property rights is granted by this document. Except as provided in Intel's Terms and Conditions of Sale for such products, Intel assumes no liability whatsoever, and Intel disclaims any express or implied warranty, relating to sale and/or use of Intel products including liability or warranties relating to fitness for a particular purpose, merchantability, or infringement of any patent, copyright or other intellectual property right. Intel products are not intended for use in medical, life saving, or life sustaining applications.

Intel may make changes to specifications and product descriptions at any time, without notice.

Designers must not rely on the absence or characteristics of any features or instructions marked "reserved" or "undefined." Intel reserves these for future definition and shall have no responsibility whatsoever for conflicts or incompatibilities arising from future changes to them.

The 82527 may contain design defects or errors known as errata which may cause the product to deviate from published specifications. Current characterized errata are available on request.

Contact your local Intel sales office or your distributor to obtain the latest specifications and before placing your product order.

Copies of documents which have an ordering number and are referenced in this document, or other Intel literature may be obtained by calling 1-800-548-4725 or by visiting Intel's website at <http://www.intel.com>.

Copyright © Intel Corporation, 1998

\*Third-party brands and names are the property of their respective owners.



# Contents

---

Revision History .....	1
Preface.....	2
Summary Table of Changes .....	4
Identification Information.....	6
Errata .....	7
Specification Changes .....	11
Specification Clarifications .....	12
Documentation Changes .....	13





## *Revision History*

---

Date	Version	Description
07/01/96	001	This is the new Specification Update document. It contains all identified errata published prior to this date.
05/20/98	002	Added Specification Change #1.



# Preface

---

As of July, 1996, Intel's Computing Enhancement Group has consolidated available historical device and documentation errata into this new document type called the Specification Update. We have endeavored to include all documented errata in the consolidation process, however, we make no representations or warranties concerning the completeness of the Specification Update.

This document is an update to the specifications contained in the Affected Documents/Related Documents table below. This document is a compilation of device and documentation errata, specification clarifications and changes. It is intended for hardware system manufacturers and software developers of applications, operating systems, or tools.

Information types defined in Nomenclature are consolidated into the specification update and are no longer published in other documents.

This document may also contain information that was not previously published.

## Affected Documents/Related Documents

Title	Order
<i>82527 Serial Communications Controller Controller Area Network Protocol</i>	272250

## Nomenclature

**Errata** are design defects or errors. These may cause the published (component, board, system) behavior to deviate from published specifications. Hardware and software designed to be used with any component, board, and system must consider all errata documented.

**Specification Changes** are modifications to the current published specifications. These changes will be incorporated in any new release of the specification.

**Specification Clarifications** describe a specification in greater detail or further highlight a specification's impact to a complex design situation. These clarifications will be incorporated in any new release of the specification.

**Documentation Changes** include typos, errors, or omissions from the current published specifications. These will be incorporated in any new release of the specification.

**Note:** Errata remain in the specification update throughout the product's lifecycle, or until a particular stepping is no longer commercially available. Under these circumstances, errata removed from the specification update are archived and available upon request. Specification changes, specification clarifications and documentation changes are removed from the specification update when the appropriate changes are made to the appropriate product specification or user documentation (datasheets, manuals, etc.).

# Summary Table of Changes

---

The following table indicates the errata, specification changes, specification clarifications, or documentation changes which apply to the Product Name product. Intel may fix some of the errata in a future stepping of the component, and account for the other outstanding issues through documentation or specification changes as noted. This table uses the following notations:

## Codes Used in Summary Table

### Stepping

- X: Errata exists in the stepping indicated. Specification Change or Clarification that applies to this stepping.
- (No mark)  
or (Blank box): This erratum is fixed in listed stepping or specification change does not apply to listed stepping.

### Page

- (Page): Page location of item in this document.

### Status

- Doc: Document change or update will be implemented.
- Fix: This erratum is intended to be fixed in a future step of the component.
- Fixed: This erratum has been previously fixed.
- NoFix: There are no plans to fix this erratum.
- Eval: Plans to fix this erratum are under evaluation.

### Row

- | Change bar to left of table row indicates this erratum is either new or modified from the previous version of the document.



## Errata

No.	Steppings			Page	Status	ERRATA
	C	#	#			
1	X			7	No Fix	Fast Read Data Corruption

## Specification Changes

No.	Steppings		Page	Status	SPECIFICATION CHANGES
	C	#			
1	X		11	DOC	TSKHI and TSKLO Serial Interface Mode Timings

## Specification Clarifications

No.	Steppings			Page	Status	SPECIFICATION CLARIFICATIONS
	#	#	#			
						None for this revision of this specification update.

## Documentation Changes

No.	Document Revision	Page	Status	DOCUMENTATION CHANGES
				None for this revision of this specification update.

# Identification Information

---

## Markings

AN82527, AS82527

# Errata

## 1. Fast Read Data Corruption

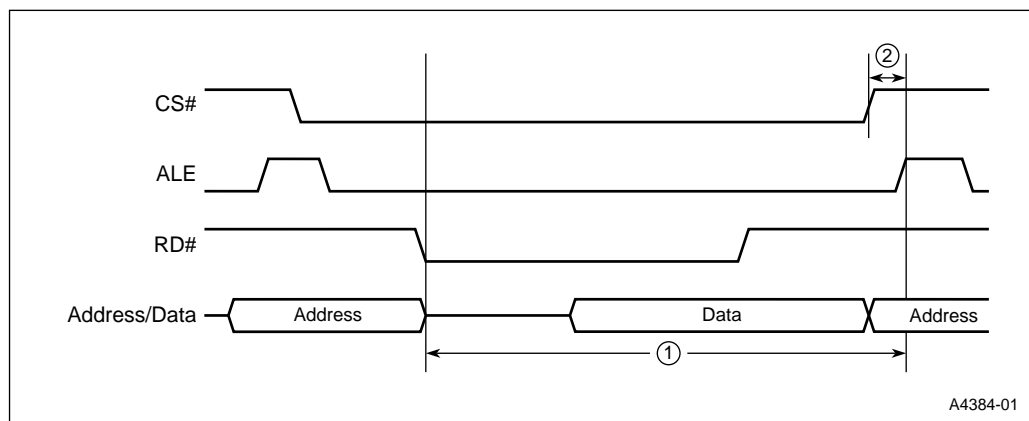
**Problem:** Under certain conditions, it is possible when performing “fast reads” of the 82527 that invalid data can be read or an entire message object can be overwritten. This problem affects all bus interface modes of the 82527 (mode 0, 1, 2, 3) except the serial interface or SPI-compatible mode. The problem is encountered when using host CPUs that cannot lengthen the bus cycle to meet the read timing requirements of the 82527 (i.e., no READY or DSACK0#). With these CPUs, the double read operation is typically used to access low-speed register data, where the first read operation (a dummy read) is to the low-speed register address, followed by a second read (valid data) of the high-speed read register.

For mode 0 and mode 1 (Intel multiplexed modes), the control signals ALE, RD# and WR# are used to define the address and whether the cycle is a data read or write operation. The ALE signal is commonly used to latch the address information and generate a CS# signal to the 82527. The problem occurs in this configuration when the next cycle ALE is asserted before CS# of the current cycle becomes invalid. This circumstance presents a problem only when CS# is active and the next cycle’s ALE occurs less than  $1.5 t_{MCLK}$  after the current cycle’s RD# low. ( $t_{MCLK} = t_{OSC}/[(1 + DSC \text{ bit}) + DMC \text{ bit}]$  where DSC = Divide System Clock, DMC = Divide Memory Clock.

When performing “fast reads” associated with the double-read operation in mode 0 or 1, one of the following two conditions must be true:

1. The time from RD# low of the current cycle to the next ALE must be greater than  $1.5 t_{MCLK}$ , or
2. The CS# signal to the 82527 must be inactive before the next occurrence of an ALE, when the time from the RD# low of the current cycle to the next cycle’s CS# active is less than  $1.5 t_{MCLK}$ .

**Figure 1. Bus Cycle for Mode 0 or Mode 1 Operation (Read Cycle)**



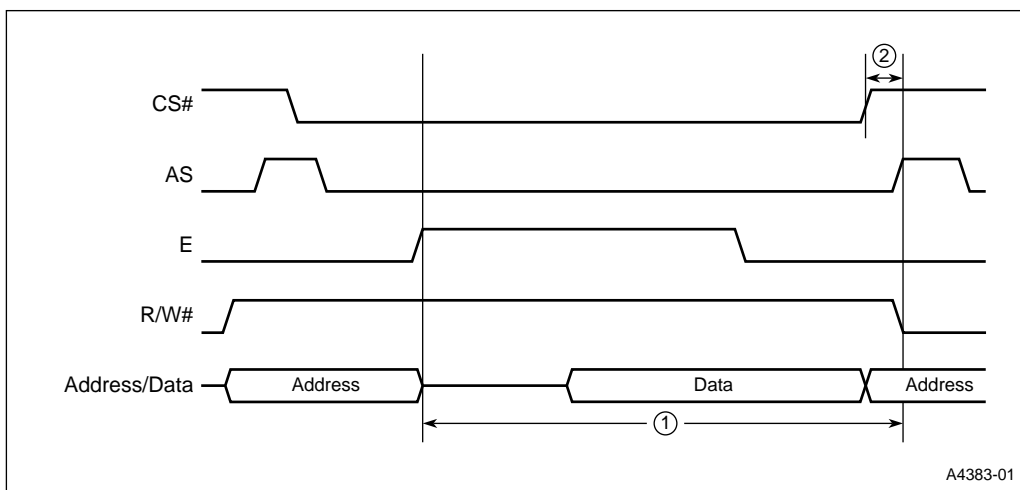
A4384-01

For Mode 2, the control signals AS, R/W#, and E are used to define the address, to specify whether the cycle is a data read or write operation, and to synchronize the memory accesses. The AS signal is commonly used to latch the address information and generate a CS# signal to the 82527. The problem, as outlined for Modes 0 and 1, occurs when the next cycle's AS is asserted before CS# of the current cycle becomes invalid. This circumstance presents a problem only if the next cycle's AS occurs in less than  $1.5 t_{MCLK}$  after the current cycle's E low while CS# is still active.

For Mode 2 operation, one of the following two criteria must be true:

1. The time from E high of the current cycle to the next AS must be equal to or greater than  $1.5 t_{MCLK}$ , or
2. The CS# signal to the 82527 must be inactive before the next occurrence of an AS, when the time from E high of the current cycle to the next cycle CS# active is less than  $1.5 t_{MCLK}$ .

**Figure 2. Bus Cycle for Mode 2 Operation (Read Cycle)**

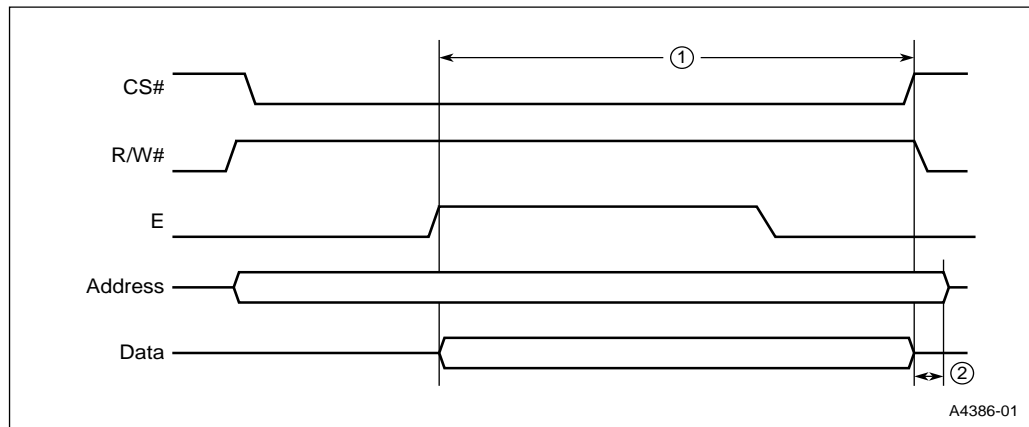


For mode 3 synchronous operation, there is no ALE or AS signal. Mode 3 is the demultiplexed mode of the 82527. For this mode, the address information must be present through the entire cycle. However, when performing fast read operations, similar considerations as the other modes must be observed to prevent problems when performing reads from the 82527.

For mode 3 synchronous operation, one of the following two criteria must be true:

1. The time from E high of the current cycle to CS# invalid must be equal to or greater than  $1.5 t_{MCLK}$ , or
2. Address information must remain valid on the bus until after CS# goes inactive.

**Figure 3. Bus Cycle for Mode 3 Synchronous Operation (Read Cycle)**

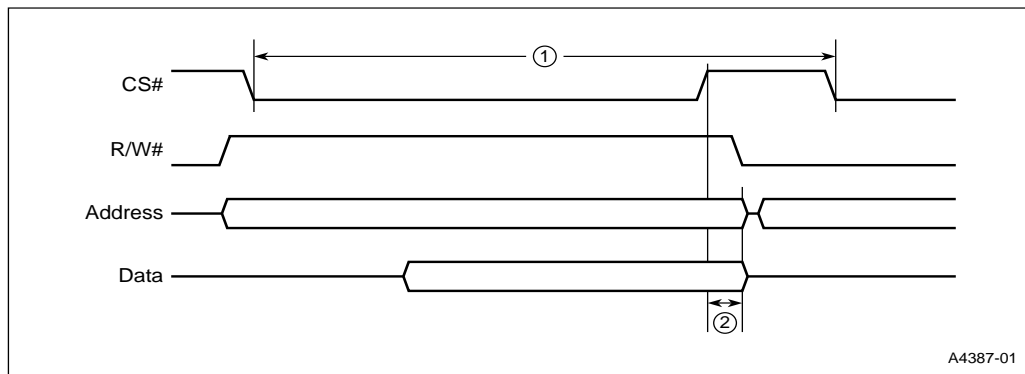


Mode 3 asynchronous is also a demultiplexed mode of operation on the 82527. This mode is typically used with the DSACK0# signal. When using mode 3 asynchronous with host CPUs that do not have the DSACK0# input, the following considerations must be observed to prevent problems when performing reads of the 82527.

For Mode 3 asynchronous (no DSACK0#), both of the following criteria must be true:

1. The time between consecutive CS# cycles must be equal to or greater than  $2 t_{MCLK}$ .
2. Address information must remain present on the bus until after CS# goes inactive.

**Figure 4. Bus Cycle for Mode 3 Asynchronous Operation (Read Cycle)**



**Implication:** This problem is typically encountered when using host CPUs operating at high frequency without the capability to lengthen the bus cycle to meet the 82527's requirements for low-speed register reads. In addition, this problem is more likely to be encountered if the MCLK (memory clock) of the 82527 is configured to operate at a low frequency. The user must ensure that the above timing conditions are true in order to guarantee this undesirable behavior will not occur.

**Workaround:** Described in prior text.

**Status:** **No Fix.** The timing requirements described previously will be added to the next release of the 82527 data sheet, currently planned for Q4'96. Refer to Summary Table of Changes to determine the affected stepping(s).

# Specification Changes

---

## 1. $T_{SKHI}$ and $T_{SKLO}$ Serial Interface Mode Timings

**Issue:**  $T_{SKHI}$  minimum changed from 84 ns to 62.5 ns.  
 $T_{SKLO}$  minimum changed from 84 ns to 62.5 ns.

**Affected Docs:** 82527 Serial Communications Controller Controller Area Network Protocol #272250.

# ***Specification Clarifications***

---

None for this revision of this specification update.



## ***Documentation Changes***

---

None for this revision of this specification update.

